






Guide to Choosing the Most Suitable Jig Saw Blade

Series	Material	Thickness  mm	Line	Fine Straight 	Coarse Straight 	Fine Curve 	Coarse Curve 	Page	
WOOD	Softwood	1,5~15	Fine			JT101A0		50	
		2~15	Basic			JT119B0		49	
		3~65	Fine, Splinter-Free	JT234X				51	
		3~30	Fine	JT101B				50	
		3~30	Fine, Splinter-Free	JT101BR				50	
		4~60	Basic			JT111C		49	
		5~60	Fast			JT144D		JT244D - JT244DDC	49
		5~100	Fast			JT344D			50
		7~55	Fine		JT101D				51
	7~65	Fine		JT301CD				51	
	Hardwood	1,5~15	Fine				JT101A0		50
		3~30	Fine	JT101B					50
		3~30	Fine, Splinter-Free	JT101BR					50
		3~65	Fine, Splinter-Free	JT234X					51
		5~60	Fast			JT144D		JT244D - JT244DDC	49
		5~100	Fast			JT344D			50
		7~55	Fine		JT101D				51
		7~65	Fine		JT301CD				51
	OSB	2~15	Basic				JT119B0		49
		3~30	Fine	JT101B					50
		4~60	Basic			JT111C			49
		5~60	Fast			JT144D		JT244D - JT244DDC	49
		7~55	Fine	JT101D					51
	Plywood	1,5~15	Fine				JT101A0		50
		2~15	Basic				JT119B0		49
		3~30	Fine	JT101B					50
		3~30	Fine, Splinter-Free	JT101BR					50
		3~65	Fine, Splinter-Free	JT234X					51
		4~60	Basic			JT111C			49
		5~60	Fast			JT144D		JT244D - JT244DDC	49
		5~100	Fast			JT344D			50
		7~55	Fine	JT101D					51
	Construction Wood	<30	Fine	JT101B					50
		3~65	Fine, Splinter-Free	JT234X					51
		<100	Fast			JT344D			50
		<135	Fast			JT744D			50
	Chipboard	2~15	Basic				JT119B0		49
		3~30	Fine	JT101B			JT101A0		50
		3~65	Fine, Splinter-Free	JT234X					51
		4~60	Basic			JT111C			49
		5~60	Fast			JT144D		JT244D - JT244DDC	49
	Laminated panels Kitchen Tops Worktops	1,5~15	Fine				JT101A0		50
		1,5~15	Fine, Long Life	JT101BIF					51
		3~30	Fine	JT101B					50
		3~30	Fine, Splinter-Free	JT101BR					50
3~65	Fine, Splinter-Free	JT234X					51		
METAL	Sheet metals	1~3	Basic	JT118A		JT218A		52	
		1,5~10	Fast, Long life	JT123X				52	
		2,5~6	Basic	JT118B				52	
	Aluminium, non-ferrous	<30	Fast	JT127D					52
		1,5~10	Fast	JT123X					52
	Pipes	<30	Fast	JT123X					52
	Inox Sheets	1,5~3	Fast	JT123X					52
Sandwich Material	<120	Fast, Flexible	JT718BF					52	
PLASTIC	GRP (Fiberglass) Plastic (PP, PE, PVC, PA, PS)	<30	Fast	JT127D				52	
		<30	Fine	JT101D				51	
		<30	Fast	JT123X				52	
		7~65	Fine	JT301CD				51	
SPECIAL	Plasterboard	5~50	Special		JT141HM			51	
		5~80	Special		JT341HM			51	
	GRP (Fiberglass)	<80	Special		JT341HM			51	
	Fibre cement boards	5~50	Special		JT141HM			51	
		5~80	Special		JT341HM			51	

Guide to choosing the most suitable jig saw blade

Serie	Material	Thickness 	Line	Fine Straight 	Coarse Straight 	Fine Curve 	Coarse Curve 	Pag.	
WOOD	Softwood	1/16" - 3/4"	Fine			JT101A0		62	
		5/64" - 19/32"	Basic			JT119B0		61	
		1/8" - 2-9/16"	Fine, Splinter-Free	JT234X					63
		1/8" - 1-1/4"	Fine	JT101B					62
		1/8" - 1-1/4"	Fine, Splinter-Free	JT101BR					62
		5/32" - 2-3/8"	Basic			JT111C			61
		7/32" - 2-3/8"	Fast			JT144D		JT244D	61
		13/64" - 4"	Fast			JT344D			62
		1/4" - 2-3/8"	Fine		JT101D				63
	3/16" - 2-9/16"	Fine		JT301CD				63	
	Hardwood	1/16" - 3/4"	Fine				JT101A0		62
		1/8" - 1-1/4"	Fine	JT101B					62
		1/8" - 1-1/4"	Fine, Splinter-Free	JT101BR					62
		1/8" - 2-9/16"	Fine, Splinter-Free	JT234X					63
		7/32" - 2-3/8"	Fast			JT144D		JT244D	61
		13/64" - 4"	Fast			JT344D			62
		1/4" - 2-3/8"	Fine		JT101D				63
		3/16" - 2-9/16"	Fine		JT301CD				63
		OSB	5/64" - 19/32"	Basic				JT119B0	
	1/8" - 1-1/4"		Fine	JT101B					62
	5/32" - 2-3/8"		Basic			JT111C			61
	7/32" - 2-3/8"		Fast			JT144D		JT244D	61
	1/4" - 2-3/8"		Fine		JT101D				63
	Plywood	1/16" - 3/4"	Fine				JT101A0		62
		5/64" - 19/32"	Basic				JT119B0		61
		1/8" - 1-1/4"	Fine	JT101B					62
		1/8" - 1-1/4"	Fine, Splinter-Free	JT101BR					62
		1/8" - 2-9/16"	Fine, Splinter-Free	JT234X					63
		5/32" - 2-3/8"	Basic			JT111C			61
		7/32" - 2-3/8"	Fast			JT144D		JT244D	61
		13/64" - 4"	Fast			JT344D			62
		1/4" - 2-3/8"	Fine		JT101D				63
	Construction Wood	<1-1/4"	Fine		JT101B				62
		1/8" - 2-9/16"	Fine, Splinter-Free	JT234X					63
		<4"	Fast			JT344D			62
		<5-3/8"	Fast			JT744D			62
		Chipboard	5/64" - 19/32"	Basic				JT119B0	
	1/8" - 1-1/4"		Fine	JT101B					62
	1/8" - 2-9/16"		Fine, Splinter-Free	JT234X					63
	5/32" - 2-3/8"		Basic			JT111C			61
	7/32" - 2-3/8"		Fast			JT144D		JT244D	61
	13/64" - 4"		Fast			JT344D			62
Laminated panels Kitchen Tops Worktops	1/16" - 3/4"	Fine				JT101A0		62	
	1/16" - 3/4"	Fine, Long Life	JT101BIF					63	
	1/8" - 1-1/4"	Fine	JT101B					62	
	1/8" - 1-1/4"	Fine, Splinter-Free	JT101BR					62	
	1/8" - 2-9/16"	Fine, Splinter-Free	JT234X					63	
METAL	Sheet metals	3/64" - 1/8"	Basic	JT118A		JT218A		64	
		1/16" - 3/8"	Fast, Long life	JT123X				64	
		1/8" - 1/4"	Basic	JT118B				64	
	Aluminum, non-ferrous	<1-1/4"	Fast	JT127D					64
		1/16" - 3/8"	Fast	JT123X					64
	Pipes	<1-1/4"	Fast	JT123X					64
Inox Sheets	1/16" - 1/8"	Fast	JT123X					64	
Sandwich material	<4-3/4"	Fast, Flexible	JT718BF					63	
PLASTIC	GRP (Fiberglass) Plastic (PP, PE, PVC, PA, PS)	<1-1/4"	Fast	JT127D				64	
		<1-1/4"	Fine	JT101D				63	
		<1-1/4"	Fast	JT123X				64	
		3/16" - 2-9/16"	Fine	JT301CD				63	

Price			FINE CUT
		FAST CUT	
	BASIC CUT		

Performance/ Cut Quality